

# L-SERIES

A rear view of a silver car, possibly a Honda Civic, driving through a dark tunnel. The background is heavily blurred with radial motion lines, creating a sense of high speed. The car's license plate reads 'EVS 647'. The word 'L-SERIES' is superimposed in large, white, bold, sans-serif capital letters across the center of the image. The car's rear bumper has 'ENTURN' embossed on it.



# THE FIRST





|                     |               |               |               |                    |                              |                  |                |               |              |                             |               |
|---------------------|---------------|---------------|---------------|--------------------|------------------------------|------------------|----------------|---------------|--------------|-----------------------------|---------------|
| <i>Introduction</i> | <i>Models</i> | <i>Sedans</i> | <i>Wagons</i> | <i>Performance</i> | <i>Up Close<br/>Gatefold</i> | <i>Interiors</i> | <i>Control</i> | <i>Safety</i> | <i>Specs</i> | <i>Wheels &amp; Fabrics</i> | <i>Colors</i> |
| 2                   | 4             | 6             | 8             | 10                 | 12                           | 14               | 16             | 18            | 20           | 21                          |               |

# WHAT'S INSIDE

An experiment. That's what we were when we started out. We took risks. We listened to consumers—*really* listened. We held fast to our goal of producing a lot of car for the money. And, against all odds, we became an American success story. True to our roots, we're still taking risks, still pushing to deliver value to our customers. The road we've followed sure has been an exciting one. For us and the people who own and drive our cars.



MORE OF A  
**GOOD THING**




*In keeping with the Saturn tradition, L-Series models represent outstanding values, offering engineering and features similar to those normally found on cars costing thousands of dollars more. Our new optional Head Curtain Air Bags, for example, are currently offered on Volvo, Audi and Mercedes.*



Like anyone who experiences a degree of success, we've acquired a taste for some of the finer things. That might help explain why we designed our new L-Series models to be faster, roomier and more luxurious. Naturally, we have a high opinion of these new cars of ours, but it's an opinion already echoed by critics: the L100 recently received the 2000 *MotorWeek* Drivers' Choice Award for "Best Family Sedan"





*L100. A sedan designed to embody all of Saturn's strong points—value, reliability, safety—but in a package large enough for five. You get a five-speed manual transmission, air conditioning complete with a dust and pollen filtration system, and an eight-speaker AM/FM audio system all as standard equipment.*



*LW200. A wagon that handles like a sedan. That's an apt way to describe this nimble model. It not only provides a generous amount of space for passengers and cargo, it's fun to drive. A cargo-area cover, convenience net, rear storage compartments and a rear windshield wiper are included as standard equipment.*





*L200. The most popular car in the L-Series line, this sedan gives you a lot for your money, including power windows and door locks, heated exterior mirrors, a remote keyless entry system, a CD player and a fuel-efficient five-speed manual transmission.*



*LW300. A V-6 engine, automatic transmission and sport-tuned suspension combine to give this wagon a smooth, luxurious ride. Take hold of its leather-wrapped steering wheel and experience it firsthand. And yes, there's enough space to accommodate the most active lifestyle.*



*L300. Quick and responsive, Saturn's performance sedan is powered by a muscular V-6 engine. Plus, it offers a whole host of features, including an electronically controlled automatic transmission, sport-tuned suspension and four-wheel disc brakes.*



It's easy to hold your head high when driving down the street in one of our L-Series sedans. Designed to create a striking impression, they sport Saturn's distinctive "swoosh," which helps give them a curvaceous, yet streamlined, look. Their aerodynamically advanced construction is nicely complemented by such optional styling elements as a handsome rear spoiler (available on the L200 and L300). When you add foglamps and 15-inch alloy wheels to the mix (standard on the L300 and LW300; optional on the L200 and LW200), you'll find yourself driving one exceptionally stylish automobile.



# MORE STYLE



*A quick glance and you'll be struck by how good L-Series cars look. Don't be fooled by their beauty, though. They're also functional—boasting some of the most spacious trunks in their class.\**

\*Based on GM segmentation.





# SEDANS

The more you know about the integrity of the materials and processes that go into the manufacture of L-Series exteriors, the more impressed you'll be. Take our polymer front fenders and doors. Not only can they be shaped for sleeker designs, they won't rust and are up to four times more resilient than ordinary steel panels. Then there's our three-layer waterborne paint process. It produces a surface that flexes to help keep the paint from chipping. This, in turn, helps keep your Saturn looking newer, longer.




Space to stretch out in, whether you're a driver or passenger. Space enough to carry a week's worth of groceries, a weekend's worth of camping equipment or a large dog or three. Roominess was, of course, a key consideration when we designed our L-Series wagons. Which is why you'll have 98 cubic feet of total passenger space and 79 cubic feet of hauling room (when the rear seat's folded down) at your disposal. To make things more convenient still, standard equipment like a cargo-area cover, convenience net and rear storage compartments keep the groceries from toppling over and putting a crimp in your day. A rear windshield wiper also comes standard.



# WAGONS





# MORE ROOM

*Sure, they're large enough to satisfy the needs of a growing family. But our L-Series wagons offer grown-up pleasures as well: stylish exteriors, plus performance and handling that make driving them downright fun. Even if you are taking the kids to their piano lessons.*





When you need the acceleration—whether it's for merging onto the interstate or passing on a two-lane country road—you want it to be there. It's that simple. Both L-Series engines deliver the goods. In addition to producing 135 horsepower, our 2.2-liter, dual-overhead-cam, 4-cylinder engine has torque-heavy tuning, giving you more power off the line. Our 3.0-liter, V-6 engine cranks out a hefty 182 horsepower. And both engines are precisely matched—in terms of gear ratios and software tuning—to their transmissions, resulting in a welcome combination of excellent performance and good gas mileage.\* And are the engines ever durable. We subject them to millions of miles of grueling testing in the most extreme climates just to be sure.

# MORE

# 00MPH



*Thanks to four-valve cylinder heads made from innovative lost-foam casting technology, our four-cylinder engines breathe a lot more efficiently, helping out the environment by generating fewer emissions and giving you better torque and acceleration in the process.*

\*EPA city/highway mpg estimates: 24/33 for the four-cylinder with automatic transmission on the L100 and L200, 24/33 for the four-cylinder with automatic transmission on the LW200, 25/33 for the four-cylinder with five-speed manual transmission on the L100 and L200, and 20/26 for the V-6 with automatic transmission on the L300 and LW300.



*If you're the type who appreciates peace and quiet, you'll appreciate the fact that our 2.2-liter engine (standard on the L100, L200 and LW200) uses two counter-rotating balance shafts to reduce lateral shaking forces, leading to a smooth, quiet ride for you and your passengers.*




*Pleasurable driving with a practical twist. That's what our five-speed manual transmission is all about. Standard on the L100 and L200, it gives you great off-the-line acceleration while helping to make the L-Series the fuel economy leader in the midsize segment.\**

*Standard with a four-speed automatic transmission on the L300 and LW300, our V-6 performance engine—3.0 liters, 24 valves, dual-overhead-cams—has plenty of muscle. It also has a unique electronic throttle control. Instead of using a mechanical linkage between accelerator pedal and engine throttle, the system's entirely electronic. This allows for a smooth response to your foot on the accelerator, translating into more precise control of the engine.*



*Another way we ensure a quiet, more refined ride involves our vibration-isolating subframe. Relying on six mounting points instead of the four used in most cars, it helps minimize engine and transmission vibrations from reaching the passenger compartment.*

\*Based on the performance of the four-cylinder engine with automatic transmission, according to the 2000 Fuel Economy Guide.





With all the noise and confusion occurring on the roads these days, having a refuge is a must. That's precisely what L-Series interiors offer. Their ergonomic design features switches located just where you'd expect them to be, instrument gauges that are large and easy to read, conveniently placed cupholders and a standard air conditioning system that helps filter out dust and pollen before they enter the car. When you're ready to filter out the blaring horns and jackhammers, shut the triple-seal doors and savor your favorite music over the eight-speaker audio system that's standard on all models.

MORE

COMFORT



*60/40-split folding rear seatbacks give you the flexibility to arrange your interior so it best suits your purposes. Reserve the whole back seat for cargo—or leave one seat up for a passenger.*













UN  
LOCK



ION

1.8



TRAC

SATURN

107.7

1 2 3 4 5 6 7 8

OFF

AC

THIEF DETERRANT

1 2 3 4 5 6 7 8

P R N D R



*Warning lights—including a “Change Oil Soon” one—let you conveniently monitor oil, brake fluid and washer fluid levels. And a fuel-door indicator points out which side of the car you need to go to when you’d like to fill your tank.*



*Lots of standard features—including a CD player, power windows, door locks that can be programmed to unlock when your key's removed and a power switch for adjusting the heated exterior mirrors (on all models except the L100)—make driving that much easier and more enjoyable.*




*There's nothing quite like the feel of a leather-wrapped steering wheel (standard on the L300 and LW300; also available on the L200 and LW200 with the Leather Appointments package) to give you the exhilarating sense of having total mastery over the road.*

*If you're ready to take comfort to the next level, there's our optional Leather Appointments package (available on all models except the L100). Get cozy in a heated leather front seat on a chilly morning. Or configure the six-way power driver's seat into a position that's optimal for you. The leather doesn't stop with the seating surfaces, either. We've also placed it on the door panels, parking-brake handle and automatic shifter, for a truly luxurious feel. Complementing the leather are civilized touches like a courtesy light in the driver's door to keep you from stepping in that pesky puddle after dark—and front and rear reading lights (standard on the L300 and LW300).*



*The Saturn Advanced Audio System, available as an option on all models except the L100, carries you to even higher peaks of audio bliss with a separate amplifier, sub-woofer and premium speakers. As an added mark of distinction, all audio systems are handsomely framed by rich woodgrain accents (except on the L100).*





In addition to providing you with the power to hold your own on today's hyperactive roads, a performance automobile is expected to deliver a smooth ride and excellent responsiveness as you put it through its paces. L-Series models do exactly that. With MacPherson struts up front and independent multi-link suspensions in the rear, gas-pressurized shock absorbers and front and rear stabilizer bars, L-Series sedans and wagons help keep you in close contact with whatever road you're on.



# MORE CONTROL




*Our Traction Control (included with the optional Anti-lock Braking System) helps you out on slick roads. When a front wheel begins to slip, it adjusts the amount of power being delivered to the wheel, which helps maximize your traction.*






*It's nice to have that "touring" feeling when driving. That's precisely what our low-effort rack-and-pinion power steering gives you. It has a "C-spring" pre-loaded valve that helps provide the right amount of assistance—whether you're parking or driving down the highway.*

*Our sport-tuned suspension system (on the L300 and LW300) offers truly impressive control. In addition to standard front and rear stabilizer bars, it has stiffer springs and specially designed Firestone® tires for precise performance in tight situations.*



*It's lightweight and compact.*

*It combines spring and shock absorber into a single unit. It's the MacPherson strut, a key element of the four-wheel independent suspension system found on all Saturn cars. Together with the independent multi-link assemblies in the rear of the car and the stabilizer bars in the front and rear, MacPherson struts work to improve your stability and handling on the road.*



*To help keep your wheels from locking up during sudden stops, there's our optional Anti-lock Braking System. It adjusts braking pressure much more quickly (up to five times a second) and accurately than you could.*





The list of features we've designed to help safeguard you and yours has grown steadily longer over the years. Joining such features as anti-submarining rear seat ramps and child-safety seat top tether anchors, which can already be found on L-Series models, are new features like optional Head Curtain Air Bags and rear center shoulder safety belts (only in sedans). As important as protecting you while you're in your car is, helping to keep unwanted people out of it is also our concern. Which is why we've included an engine-immobilizing anti-theft system, a laser-etched VIN plate, battery run-down protection for interior lights, a remote hood release and a steering column lock. Not to mention remote keyless entry, an anti-lockout feature and an audible theft deterrent (available on all models except the L100).

# MORE

# PEACE

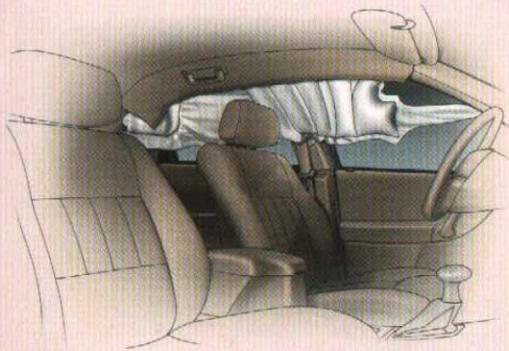
# OF MIND



*Sure, this key fob is little, but it's got a lot of power. As controller of the Saturn Security System (standard on all models except the L100), it enables you to lock and unlock your car's doors, trigger the trunk/liftgate release and set off the panic alarm—all from up to 30 feet away.*




L-Series safety features include: Driver and front passenger Reduced Force Air Bags\* • Three-point front safety belts with adjustable shoulder-belt guides • Modified spaceframe construction • Front and rear crumple zones • Side-impact door beams • Engine-immobilizing theft-deterrent protection • Secured trunk feature with valet key • Child-security rear door locks • Daytime running lamps • Emergency Trunk Release handle\*\* • Key fob panic button†



*Head Curtain Air Bags are a new safety feature on L-Series sedans and wagons (optional on all models). Currently found on luxury automobiles such as Volvo, Audi and Mercedes, they drop like inflated curtains on both sides of the passenger compartment to help protect against head injuries in a side collision. Driver and front passenger Reduced Force Air Bags, designed to inflate when they're most likely to reduce injury in frontal collisions, are standard on all L-Series models.*

*They inflate in approximately 1/20 of a second but are most effective when you're wearing your safety belt.*



*Put your family in a cage—in an L-Series modified spaceframe, that is. Following the same design principles as our much-touted S-Series spaceframe, which was designed to meet our high standards for safety and durability, the L-Series version is reinforced in key areas with steel panels that are welded to the body. With front and rear crumple zones and a side-impact protection system, the L-Series spaceframe truly is a protective cage that helps shield you and your passengers from harm.*



*\*Always use safety belts and proper child restraints, even with air bags. Children are safer when properly secured in a rear seat. Head Curtain Air Bags are designed to help reduce the risk of head and neck injuries to front seat occupants on the near side of certain side-impact collisions. All Saturn models are equipped with driver and front passenger air bags. The primary benefit of any frontal air bag is to help protect occupants in certain collisions by supplementing the protection provided by safety belts. Starting with vehicles produced for the 1998 model year, Saturn modified its air bag design to reduce the force of deployment, helping reduce the risk of deployment injury. However, even with Reduced Force Air Bags, there remain fatal risks to infants in rear-facing infant restraints and to other children who are not properly secured when the air bag inflates. Never secure an infant in a rear-facing restraint in the front seat of any vehicle with an active air bag. Other children are also safer if they ride properly secured in a rear seat. See the Owner's Handbook for more safety information.*

*\*\*Mid-year availability; sedans only.  
†Not available on the L100.*



| TECHNICAL FEATURES  | L100 | L200 | L300 | LW200 | LW300 | COMFORT AND CONVENIENCE FEATURES (CONT.)  | L100 | L200 | L300 | LW200 | LW300 |
|---|------|------|------|-------|-------|---|------|------|------|-------|-------|
| ▶ Halogen headlights  | ●    | ●    | ●    | ●     | ●     | ▶ Remote hood and trunk releases  | ●    | ●    | ●    | ●     | ●     |
| ▶ Color-keyed exterior mirrors  | ●    | ●    | ●    | ●     | ●     | ▶ Power windows with driver express-down and rear disable   | —    | ●    | ●    | ●     | ●     |
| ▶ Color-keyed heated power exterior mirrors                           | —    | ●    | ●    | ●     | ●     | ▶ Driver and passenger map lights   | —    | ●    | ●    | ●     | ●     |
| ▶ Intermittent windshield wipers                                      | ●    | ●    | ●    | ●     | ●     | ▶ Floor mats  | ○    | ○    | ●    | ○     | ●     |
| ▶ Rear window washer/intermittent wiper                               | —    | —    | —    | ●     | ●     | ▶ Electronic cruise control   | —    | ●    | ●    | ●     | ●     |
| ▶ CFC-free air conditioning with dust and pollen filtration system    | ●    | ●    | ●    | ●     | ●     | ▶ Door entry lamps  | —    | —    | ●    | —     | ●     |
| ▶ Rear window defogger with timer                                     | ●    | ●    | ●    | ●     | ●     | <b>SAFETY AND SECURITY</b>  |      |      |      |       |       |
| ▶ Sport-tuned suspension  | —    | —    | ●    | —     | ●     | ▶ Head Curtain Air Bags   | ○    | ○    | ○    | ○     | ○     |
| ▶ Automatic transmission  | ○    | ○    | ●    | ●     | ●     | ▶ Reduced Force Air Bags*   | ●    | ●    | ●    | ●     | ●     |
| ▶ Four-wheel disc brakes  | —    | —    | ●    | —     | ●     | ▶ Engine-immobilizing anti-theft system   | ●    | ●    | ●    | ●     | ●     |
| ▶ Trunklid reflex panel   | —    | ●    | ●    | —     | —     | ▶ Secure trunk feature (locking rear seatbacks, trunklid-release disable switch and valet key)  | ●    | ●    | ●    | ●     | ●     |
| ▶ Cargo-area cover, convenience net and covered storage areas         | —    | —    | —    | ●     | ●     | ▶ Emergency Trunk Release handle***   | ●    | ●    | ●    | —     | —     |
| ▶ 15-inch alloy wheels  | —    | ○    | ●    | ○     | ●     | ▶ Anti-lock Braking System with Traction Control  | ○    | ○    | ○    | ○     | ○     |
| ▶ Power sunroof   | —    | ○    | ○    | —     | —     | ▶ Saturn Security System including automatic power door locks with anti-lockout feature, remote keyless entry system with alarm activation, panic/alert button feature and trunklid release/liftgate unlock | —    | ●    | ●    | ●     | ●     |
| ▶ Rear spoiler  | —    | ○    | ○    | —     | —     | ▶ Foglamps  | —    | ○    | ●    | ○     | ●     |
| ▶ Dual exhaust outlets  | —    | —    | ●    | —     | ●     | <b>AUDIO SYSTEMS</b>  |      |      |      |       |       |
| <b>COMFORT AND CONVENIENCE FEATURES</b>                               |      |      |      |       |       | ▶ AM/FM stereo with eight speakers and clock  | ●    | —    | —    | —     | —     |
| ▶ Tilt steering wheel   | ●    | ●    | ●    | ●     | ●     | ▶ AM/FM stereo with CD and eight speakers   | ○    | ●    | —    | ●     | —     |
| ▶ Multi-adjustable front bucket seats with adjustable head restraints | ●    | ●    | ●    | ●     | ●     | ▶ AM/FM stereo with CD/cassette, automatic tone control, theft protection and eight speakers  | ○    | ○    | ●    | ○     | ●     |
| ▶ Height-adjustable driver's seat                                     | —    | ●    | ●    | ●     | ●     | ▶ Saturn Advanced Audio System (separate amplifier, sub-woofer and premium speakers)  | —    | ○    | ○    | ○     | ○     |
| ▶ Power driver's seat with adjustable lumbar support                  | —    | ○    | ○    | ○     | ○     | <b>INSTRUMENTATION</b>  |      |      |      |       |       |
| ▶ Leather Appointments with heated front seats**                      | —    | ○    | ○    | ○     | ○     | ▶ Speedometer, tachometer, digital trip odometer and coolant-temperature and fuel-level gauges  | ●    | ●    | ●    | ●     | ●     |
| ▶ Leather-wrapped steering wheel                                      | —    | —    | ●    | —     | ●     | ▶ Oil-life monitor  | ●    | ●    | ●    | ●     | ●     |
| ▶ Woodgrain interior accents  | —    | ●    | ●    | ●     | ●     | ▶ Warning lights for low fuel, low brake fluid, low washer fluid, air bags, driver safety belt, battery, oil pressure and check engine  | ●    | ●    | ●    | ●     | ●     |
| ▶ Center console with cupholders, storage area, lighter and ashtray   | ●    | ●    | ●    | ●     | ●     | ▶ Reminder chimes for headlights on, key in ignition, door open driver safety belt and parking brake on   | ●    | ●    | ●    | ●     | ●     |
| ▶ Center console armrest with storage area                            | —    | ●    | ●    | ●     | ●     | ▶ Liftgate ajar indicator light   | —    | —    | —    | ●     | ●     |
| ▶ Front and rear 12-volt power outlet                                 | ●    | ●    | ●    | ●     | ●     |   |      |      |      |       |       |
| ▶ Dual visor vanity mirrors   | ●    | ●    | ●    | ●     | ●     |   |      |      |      |       |       |
| ▶ Dual visor vanity mirrors with driver-side light                    | —    | ●    | —    | ●     | —     |   |      |      |      |       |       |
| ▶ Dual lit visor vanity mirrors                                       | —    | —    | ●    | —     | ●     |   |      |      |      |       |       |
| ▶ 60/40-split folding rear seatbacks                                  | ●    | ●    | ●    | ●     | ●     |   |      |      |      |       |       |
| ▶ Rear footwell air vents   | ●    | ●    | ●    | ●     | ●     |   |      |      |      |       |       |
| ▶ Rear seat folding armrest with cupholders                           | —    | ●    | ●    | ●     | ●     |   |      |      |      |       |       |
| ▶ Rear seat reading lamps   | —    | —    | ●    | —     | ●     |   |      |      |      |       |       |

● = Standard ○ = Optional — = Not Available

\* Always use safety belts and proper child restraints, even with Reduced Force Air Bags. Children are safer when properly secured in a rear seat. For more Saturn safety information, see the Owner's Handbook.

\*\* Leather-trimmed seats and door panels, plus leather-wrapped parking-brake handle, automatic shifter and steering wheel. Requires power driver's seat.

\*\*\* Mid-year availability.

#### ADDITIONAL SAFETY FEATURES (See page 16-17 for more information.)

**Occupant Protection**—Three-point manual safety-belt system with load-limiting retractor for driver and right front passenger • Manual lap-shoulder safety belts in outboard rear seat positions • Three-point manual lap-shoulder safety belt system, center rear seat (L100/L200/L300) • Manual lap safety belt, center rear seat (LW200/LW300) • Energy-absorbing steering column • Child-security rear door locks • Child-safety seat top tether anchors • Energy-absorbing instrument panel • Energy-absorbing knee bolsters for driver and right front passenger • Side-impact protection includes: front door, rear door and B-pillar energy-absorbing padding; high-strength steel side-impact door beams; reinforced side pillars and underbody; rear seat cross-car beam on wagons • Three-ply laminated windshield with urethane bonding • Safety tempered side and rear window glass • Security door locks and door-retention components • Adjustable head restraints, driver and front passenger • Breakaway inside rearview mirror • Modified

spaceframe construction • Front and rear crumple zones • Rear seat anti-submarining ramps • Automatic door locks (except L100)

**Collision Avoidance**—Automatic daytime running lamps (DRL) • Foglamps (optional L200/LW200; standard L300/LW300) • Inside manual day/night rearview mirror • Dual-action hood latch • Side marker lamps and reflectors • Four-way hazard warning flashers • Back-up lights • Center high-mounted stop lamp • Flash-to-pass headlights • Windshield defroster • Easy-to-read gauges (analog) • Illuminated heater and defroster controls • Tires with built-in tread wear indicators • Brake/transmission shift interlock (automatic transmission only) • Maintenance-free battery • Anti-lock Braking System with Traction Control (optional) • Outside dual rearview mirrors



| Engine and Drivetrain   | L100  | L200  | L300   | LW200   | LW300  |  |  |
|---|---|---|--|---|--|--|--|
| Engine  | 2,198 cc, DOHC, 16-valve, inline-4, alloy cylinder head and block   | 2,198 cc, DOHC, 16-valve, inline-4, alloy cylinder head and block | 3,000 cc, DOHC, 24-valve, V-6, alloy cylinder head | 2,198 cc, DOHC, 16-valve, inline-4, alloy cylinder head and block | 3,000 cc, DOHC, 24-valve, V-6, alloy cylinder head |  |  |
| Horsepower  | 135 @ 5,200 rpm   | 135 @ 5,200 rpm   | 182 @ 5,600 rpm                                    | 135 @ 5,200 rpm   | 182 @ 5,600 rpm                                    |  |  |
| Torque (ft. lbs.)   | 142 @ 4,400 rpm   | 142 @ 4,400 rpm   | 190 @ 3,600 rpm                                    | 142 @ 4,400 rpm   | 190 @ 3,600 rpm                                    |  |  |
| Valvetrain  | 4 valves per cylinder, steel timing chain   | 4 valves per cylinder, steel timing chain                         | 4 valves per cylinder, rubber timing belt          | 4 valves per cylinder, steel timing chain                         | 4 valves per cylinder, rubber timing belt          |  |  |
| Fuel  | Unleaded 87 octane  | Unleaded 87 octane  | Unleaded 87 octane                                 | Unleaded 87 octane  | Unleaded 87 octane                                 |  |  |
| Transmission (standard)   | 5-speed manual  | 5-speed manual  | 4-speed automatic                                  | 4-speed automatic   | 4-speed automatic                                  |  |  |
| Transmission (optional)   | 4-speed automatic   | 4-speed automatic   | —  | —   | —  |  |  |
| <b>Chassis</b>  |   |   |  |   |  |  |  |
| Drivetrain  | Front engine/front-wheel drive  |   |  |   |  |  |  |
| Body construction   | Modified spaceframe with front and rear vibration-isolating subframes   |   |  |   |  |  |  |
| Exterior panels   | Polymer front fenders, door panels and bumper fascias; galvanized steel hood, roof, quarter panels and trunklid; sheet-molded compound rear liftgate (LW200/LW300); polymer rear spoiler (optional L200/L300) |   |  |   |  |  |  |
| Bumpers   | Five-mph front and rear   |   |  |   |  |  |  |
| Front suspension  | Independent MacPherson gas-charged strut with stabilizer bar  |   |  |   |  |  |  |
| Rear suspension   | Independent, multi-link with gas-charged shock/spring module and rear stabilizer bar  |   |  |   |  |  |  |
| Sport-tuned suspension  | Specific spring rates (L300/LW300)  |   |  |   |  |  |  |
| Steering  | Power-assisted rack-and-pinion  |   |  |   |  |  |  |
| Brakes  | Power-assisted, ventilated front disc/rear drum (L100/L200/LW200); power-assisted, ventilated front/solid rear disc (L300/LW300)  |   |  |   |  |  |  |
| Anti-lock Braking System with Traction Control                                | Electrohydraulic control unit and four-wheel speed sensors (optional on all models)   |   |  |   |  |  |  |
| Exhaust   | Full stainless steel  |   |  |   |  |  |  |
| <b>Exterior Dimensions (inches)</b>   |   |   |  |   |  |  |  |
|   |   |   |  |   |  |  |  |
| <b>Tires</b>  |   |   |  |   |  |  |  |
| Size  | P195/65R15 89T  | P195/65R15 89T  | P205/65R15 92H*                                    | P195/65R15 89T  | P205/65R15 92H*                                    |  |  |
| Type (all-season steel-belted radial)   | Touring   | Touring   | Performance  | Touring   | Performance  |  |  |
| Spare   | T115/70R16  | T115/70R16  | T115/70R16   | T115/70R16  | T115/70R16   |  |  |
| Wheels  | 15" steel   | 15" steel   | 15" aluminum alloy                                 | 15" steel   | 15" aluminum alloy                                 |  |  |
| <b>Interior Dimensions Front/Rear (inches)</b>                                |   |   |  |   |  |  |  |
| Legroom   | 42.3/35.4   | 42.3/35.4   | 42.3/35.4  | 42.3/35.4   | 42.3/35.4  |  |  |
| Headroom  | 39.3/38.0   | 39.3/38.0   | 39.3/38.0  | 39.3/39.6   | 39.3/39.6  |  |  |
| Shoulder room   | 55.7/56.1   | 55.7/56.1   | 55.7/56.1  | 55.7/56.1   | 55.7/56.1  |  |  |
| Hip room  | 51.7/54.0   | 51.7/54.0   | 51.7/54.0  | 51.7/54.0   | 51.7/54.0  |  |  |
| <b>Weights, Capacities and Technical Data</b>                                 |   |   |  |   |  |  |  |
| Curb weight, manual/automatic (lb.)   | 2,945/2,989   | 2,965/3,009   | —/3,183  | —/3,083   | —/3,257  |  |  |
| EPA passenger volume (cu. ft.)  | 96.9  | 96.9  | 96.9   | 98.0  | 98.0   |  |  |
| EPA cargo-area volume, seatback up (cu. ft.) — seatback folded down (cu. ft.) | 17.5 —  | 17.5 —  | 17.5 —   | 33.5 — 79.0   | 33.5 — 79.0  |  |  |
| Fuel capacity (gallons)   | 15.7  | 15.7  | 15.7   | 15.7  | 15.7   |  |  |
| Coefficient of drag (Cd)  | 0.309   | 0.309   | 0.309  | 0.323   | 0.323  |  |  |
| <b>EPA Mileage Estimates** (City/Highway mpg)</b>                             |   |   |  |   |  |  |  |
| Manual transmission   | 25/33   | 25/33   | —  | —   | —  |  |  |
| Automatic transmission  | 24/33   | 24/33   | 20/26  | 24/33   | 20/26  |  |  |

\* Tire chains or cables are not recommended.

\*\* Actual mileage may vary with driving conditions—use for comparison only.





**LEATHER**  
Available on  
L200/L300  
LW200/LW300\*

Black

Tan

Grey


**STANDARD CLOTH**  
Available on L100



Grey

Tan

Available on L200/LW200\*



Black

Tan

Grey

Available on L300/LW300\*



Black

Tan

Grey

# WHEELS & FABRICS

**WHEEL TRIM**



L100  
Standard Cover



L200/LW200  
Standard Cover



L300/LW300  
Standard Alloy Wheel  
L200/LW200  
Optional Alloy Wheel



L300  
Optional Alloy Wheel  
with Spoiler

**COLOR COMBINATIONS**


| EXTERIOR      | CLOTH       | L100* | L200/L300 | LW200*/LW300* | LEATHER     | L200/L300 | LW200*/LW300* |
|---------------|-------------|-------|-----------|---------------|-------------|-----------|---------------|
| Blackberry    | black, grey | —     | •         | —             | black, grey | •         | —             |
| Bright Silver | black, grey | •     | •         | •             | black, grey | •         | •             |
| Cream White   | grey        | •     | •         | •             | black, grey | •         | •             |
| Dark Blue     | grey        | •     | •         | •             | grey        | •         | •             |
| Dark Red      | grey        | •     | •         | •             | black, grey | •         | •             |
| Green         | black, tan  | —     | •         | •             | black, tan  | •         | •             |
| Medium Gold   | tan         | •     | •         | •             | tan         | •         | •             |
| Silver Blue   | black, grey | —     | •         | •             | black, grey | •         | •             |

• = Available — = Not available \*Black not available






BLACKBERRY




BRIGHT SILVER



CREAM WHITE




DARK BLUE




DARK RED



GREEN



MEDIUM GOLD



SILVER BLUE

# COLORS





*L-Series Wagon*



*L-Series Sedan*



*Three-Door Coupe*



*S-Series Sedan*



*S-Series Wagon*



SATURN.

*A Different Kind of Company. A Different Kind of Car.*

Visit us at [www.saturn.com](http://www.saturn.com).

We have tried to make this brochure as comprehensive and factual as possible. We reserve the right, however, to make changes at any time, without notice, in prices, colors, materials, equipment, specifications, models, model year and availability. Since some information may have been updated since the time of printing, please check with your Saturn retailer or call the Saturn Assistance Center at 1-800-522-5000 for complete details. ©2000 Saturn Corporation. (LPRODUCT 7/00)



# L-Series Sedans and Wagons

2001 Manufacturer's Suggested  
Retail Prices\*

| OPTION & TRIM LEVELS  | L100     | L200     | L300     | LW200    | LW300    |
|---|----------|----------|----------|----------|----------|
| Base MSRP—2.2L DOHC 4-cylinder Manual   | \$14,495 | \$16,995 | NA       | \$18,220 | NA       |
| Base MSRP—2.2L DOHC 4-cylinder Automatic  | \$15,355 | \$17,855 | NA       | \$19,080 | NA       |
| Base MSRP—3.0L DOHC V-6 Automatic   | NA       | NA       | \$19,495 | NA       | \$21,605 |
| Transportation  | \$500    | \$500    | \$500    | \$500    | \$500    |
| <b>OPTIONAL EQUIPMENT</b>   |          |          |          |          |          |
| Head Curtain Air Bags**   | \$395    | \$395    | \$395    | \$395    | \$395    |
| Anti-lock Braking System with Traction Control  | \$595    | \$595    | \$595    | \$595    | \$595    |
| Power sunroof   | NA       | \$725    | \$725    | NA       | NA       |
| Rear spoiler  | NA       | \$250    | \$250†   | NA       | NA       |
| Floor mats (carpeted, front and rear )  | \$70     | \$70     | Std      | \$70     | Std      |
| Foglamps  | NA       | \$225    | Std      | \$225    | Std      |
| 15-inch alloy wheels  | NA       | \$350    | Std      | \$350    | Std      |
| AM/FM stereo with CD and eight speakers   | \$290    | Std      | NA       | Std      | NA       |
| AM/FM stereo with CD/cassette, automatic tone control and eight speakers  | \$510    | \$220    | Std      | \$220    | Std      |
| Saturn Advanced Audio System (only available with the CD/cassette radio system. System includes a separate amplifier, sub-woofer and premium speakers)  | NA       | \$255    | \$255    | \$255    | \$255    |
| Leather appointments with six-way power driver's seat (includes leather-trimmed seats and door panels plus leather-wrapped steering wheel, parking-brake grip and automatic shifter. Also includes dual heated front seats and driver's seat lumbar adjustment) | NA       | \$1,295  | \$1,295  | \$1,295  | \$1,295  |
| Six-way power driver's seat   | NA       | \$325    | \$325    | \$325    | \$325    |

**Key:** NA – Not Available      Std – Standard Equipment

\*All prices are Manufacturer's Suggested Retail Prices and do not include taxes, title, license fees or optional equipment. Each retail facility is responsible for setting its own selling price. We reserve the right to make changes at any time, without notice, in prices, equipment and specifications. Please check with your Saturn retailer for details.

\*\*Head Curtain Air Bags are designed to help reduce the risk of head and neck injuries to front- and rear-seat occupants on the rear side of certain side-impact collisions. Always use safety belts and proper child restraints, even with air bags. Children are safer when properly secured in a rear seat. See the Owner's Handbook for more safety information.

†L300 Spoiler option also includes unique alloy wheels.

## SELECTED 2001 STANDARD EQUIPMENT

### L100 Sedan

Reduced Force Air Bags††  
Air Conditioning with filtration  
Dual outside mirrors  
AM/FM stereo with eight speakers  
Tilt wheel  
60/40-split folding rear seatback  
Tachometer and trip odometer

### L200 Sedan

Includes all L100 Sedan standard equipment plus:  
Dual heated power outside mirrors  
Driver's seat height adjuster  
AM/FM stereo with CD and eight speakers  
Power windows with driver express-down  
Cruise control  
Saturn Security System (includes power door locks with anti-lockout feature, remote keyless entry system with alarm activation, panic/alert mode and trunklid release)

### L300 Sedan

Includes all L200 Sedan standard equipment plus:  
Four-wheel disc brakes  
15-inch alloy wheels  
AM/FM stereo with cassette, CD, automatic tone control, CD changer controls and eight speakers  
Carpeted front and rear floor mats  
Foglamps  
Driver's seat lumbar adjustment  
Rearview mirror with driver and passenger map lights  
3.0L DOHC V-6 Engine  
4-speed automatic transmission

### LW200 Wagon

Includes all L100 Sedan equipment plus:  
Dual heated power exterior mirrors  
AM/FM stereo with CD and eight speakers  
Power windows with express-down feature  
Cargo area cover and convenience net  
Roof rails  
Rear window washer/intermittent wiper  
Saturn Security System (includes power door locks with anti-lockout feature, remote keyless entry system with alarm activation, panic/alert mode and liftgate unlock)

### LW300 Wagon

Includes all LW200 Wagon standard equipment plus:  
Four-wheel disc brakes  
15-inch alloy wheels  
AM/FM stereo with cassette, CD, automatic tone control, CD changer controls and eight speakers  
Foglamps  
Driver's seat lumbar adjustment  
Rearview mirror with driver and passenger map lights  
3.0L DOHC V-6 Engine  
4-speed automatic transmission

†† Always use safety belts and proper child restraints, even with Reduced Force Air Bags. Children are safer when properly secured in a rear seat. For more Saturn safety information, see the Owner's Handbook.





# L-Series Sedans and Wagons

## ENGINE AND DRIVETRAIN

|                         | L100  | L200  | L300   | LW200   | LW300  |
|-------------------------|---|---|--|---|--|
| Engine                  | 2.2L, DOHC, 16-valve, inline-4, alloy cylinder head and block | 2.2L, DOHC, 16-valve, inline-4, alloy cylinder head and block | 3.0L, DOHC, 24-valve, V-6, alloy cylinder head | 2.2L, DOHC, 16-valve, inline-4, alloy cylinder head and block | 3.0L, DOHC, 24-valve, V-6, alloy cylinder head |
| Horsepower              | 135 @ 5,200 rpm   | 135 @ 5,200 rpm   | 182 @ 5,600 rpm                                | 135 @ 5,200 rpm   | 182 @ 5,600 rpm                                |
| Torque (ft. lbs.)       | 142 @ 4,400 rpm   | 142 @ 4,400 rpm   | 190 @ 3,600 rpm                                | 142 @ 4,400 rpm   | 190 @ 3,600 rpm                                |
| Valvetrain              | 4 valves per cylinder, steel timing chain                     | 4 valves per cylinder, steel timing chain                     | 4 valves per cylinder, rubber timing belt      | 4 valves per cylinder, steel timing chain                     | 4 valves per cylinder, rubber timing belt      |
| Fuel                    | Unleaded 87 octane  | Unleaded 87 octane  | Unleaded 87 octane                             | Unleaded 87 octane  | Unleaded 87 octane                             |
| Transmission (standard) | 5-speed manual  | 5-speed manual  | 4-speed automatic                              | 5-speed manual  | 4-speed automatic                              |
| Transmission (optional) | 4-speed automatic   | 4-speed automatic   | —  | 4-speed automatic   | —  |

## CHASSIS

|  |   |  |  |  |  |
|--|---|--|--|--|--|
| Drivetrain                                     | Front engine/front-wheel drive  |  |  |  |  |
| Body construction                              | Modified spaceframe with front and rear vibration-isolating subframes   |  |  |  |  |
| Exterior panels                                | Polymer front fenders, door panels and bumper fascias; galvanized steel hood, roof, quarter-panels and trunklid; sheet-molded compound rear liftgate (LW200/LW300); polymer rear spoiler (optional L200/L300) |  |  |  |  |
| Bumpers  | Five-mph front and rear   |  |  |  |  |
| Front suspension                               | Independent, MacPherson gas-charged strut with stabilizer bar   |  |  |  |  |
| Rear suspension                                | Independent multi-link with gas-charged shock/spring module and rear stabilizer bar   |  |  |  |  |
| Sport-tuned suspension                         | Specific spring rates (L300/LW300)  |  |  |  |  |
| Steering                                       | Power-assisted rack-and-pinion  |  |  |  |  |
| Brakes   | Power-assisted, ventilated front disc/rear drum (L100/L200/LW200); power-assisted, ventilated front/solid rear disc (L300/LW300)  |  |  |  |  |
| Anti-lock Braking System with Traction Control | Electrohydraulic control unit and four wheel-speed sensors with front disc/rear drum (optional on all models)   |  |  |  |  |
| Exhaust  | Full stainless steel  |  |  |  |  |

## TIRES

|                                       |                |                |                    |                |                    |
|---------------------------------------|----------------|----------------|--------------------|----------------|--------------------|
| Size                                  | P195/65R15 89T | P195/65R15 89T | P205/65R15 92H*    | P195/65R15 89T | P205/65R15 92H*    |
| Type (all-season steel-belted radial) | Touring        | Touring        | Performance        | Touring        | Performance        |
| Spare                                 | T115/70R16     | T115/70R16     | T115/70R16         | T115/70R16     | T115/70R16         |
| Wheels                                | 15" steel      | 15" steel      | 15" aluminum alloy | 15" steel      | 15" aluminum alloy |

## EXTERIOR DIMENSIONS (INCHES)

|                          |           |           |           |           |           |
|--------------------------|-----------|-----------|-----------|-----------|-----------|
| Wheelbase                | 106.5     | 106.5     | 106.5     | 106.5     | 106.5     |
| Overall length           | 190.4     | 190.4     | 190.4     | 190.4     | 190.4     |
| Overall width            | 68.5      | 68.5      | 68.5      | 68.5      | 68.5      |
| Overall height, unloaded | 56.4      | 56.4      | 56.4      | 57.5      | 57.5      |
| Track (front/rear)       | 59.8/59.4 | 59.8/59.4 | 59.8/59.4 | 59.8/59.4 | 59.8/59.4 |

## INTERIOR DIMENSIONS (INCHES)

|               |           |           |           |           |           |
|---------------|-----------|-----------|-----------|-----------|-----------|
| Legroom       | 42.3/55.4 | 42.3/55.4 | 42.3/55.4 | 42.3/55.4 | 42.3/55.4 |
| Headroom      | 39.3/58.0 | 39.3/58.0 | 39.3/58.0 | 39.3/58.0 | 39.3/58.0 |
| Shoulder room | 55.7/56.1 | 55.7/56.1 | 55.7/56.1 | 55.7/56.1 | 55.7/56.1 |
| Hip room      | 51.7/54.0 | 51.7/54.0 | 51.7/54.0 | 51.7/54.0 | 51.7/54.0 |

## WEIGHT, CAPACITIES AND TECHNICAL DATA

|  |             |             |         |          |         |
|--|-------------|-------------|---------|----------|---------|
| Curb weight, manual/automatic (lb.)          | 2,945/2,989 | 2,965/3,009 | —/3,185 | NA/3,085 | —/3,257 |
| EPA passenger volume (cu. ft.)               | 96.9        | 96.9        | 96.9    | 98.0     | 98.0    |
| EPA cargo-area volume, seatback up (cu. ft.) | 17.5        | 17.5        | 17.5    | 33.5     | 33.5    |
| seatback folded down (cu. ft.)               | —           | —           | —       | 79.0     | 79.0    |
| Fuel capacity (gallons)                      | 15.7        | 15.7        | 15.7    | 15.7     | 15.7    |
| Coefficient of drag (Cd)                     | 0.309       | 0.309       | 0.309   | 0.323    | 0.323   |

## EPA MILEAGE ESTIMATES (CITY/HIGHWAY MPG)

|                        |       |       |       |       |       |
|------------------------|-------|-------|-------|-------|-------|
| Manual transmission    | 25/33 | 25/33 | —     | 24/32 | —     |
| Automatic transmission | 24/33 | 24/33 | 20/26 | 24/32 | 20/26 |

\*Tire chains or cables are not recommended.

NA—Not available

©2001 Saturn Corporation

## 2001 SATURN OWNER PROTECTION PLAN

### "Bumper to Bumper" New Car Limited Warranty

3 Years/36,000 Miles (whichever comes first, except normal maintenance). No deductible. Effective October 1, 2000, original equipment tires are also covered under this warranty. If you want to know more about the Saturn "Bumper to Bumper" warranty, please refer to the warranty and owner assistance booklet in the Owner's Handbook.

### 24-Hour Roadside Assistance

From the moment of purchase, throughout the term of the car's "Bumper to Bumper" warranty, every Saturn owner is enrolled in Saturn's 24-Hour Roadside Assistance Program. If a problem is experienced, the owner can dial toll free 1-800-553-6000 and Saturn advisors will arrange towing service or other assistance that is needed.

### Owner Assistance

Contact the Saturn Customer Assistance Center at 1-800-553-6000 or send an e-mail from the Saturn Web site at [www.saturn.com](http://www.saturn.com).

### Moneyback Guarantee

Within the first 30 days or 1,500 miles of delivery, whichever comes first, the original purchaser may return his or her 2001 Saturn vehicle—for any reason—if not completely satisfied. In the event that an owner of a new Saturn returns his or her car, he or she may select another one or ask for a full refund of the purchase price. Program provisions are detailed in our 2001 Owner Protection Plan Brochure. The vehicle must be returned in the condition in which it was delivered, without damage or excessive wear and tear. Any vehicle returned will be inspected for damage and excessive wear and tear. If non-warranty repairs equal to or greater than \$300 have been performed or are necessary, the vehicle is not eligible to be returned. If less than \$300, the damage repair estimate will be deducted from the refund/credit.

[www.saturn.com](http://www.saturn.com)



2001 Saturn Owner Protection Plan